



Robust Quality. Seamless design.

The FlexiDisplay ClipLok is a versatile, robust and economical poster display and notice board product for exposed outdoor as well as indoor public environments.

The product features a keyless concealed retaining system, engineered for reliable and secure poster protection (requires the supplied heavy-duty suction cup to open). The structural marine-grade anodised aluminium frame and flexible heavy-duty burn- and crack-resistant polycarbonate display window keeps displayed information protected from weather as well as public access.

Specified across Australia by public transport authorities, councils, community organisations and educational campuses, the FlexiDisplay ClipLok is the ideal choice for public message display without the need for keys.

Product features

- Slim and durable design
- Weather and vandal resistant engineering
- Structural marine-grade anodised aluminium frame with concealed wall fixings
- Keyless, lockable design with concealed clip-seals
- 2mm clear polycarbonate window
- White board backing (which accepts strong magnets)
- Wall-mounted or freestanding
- Designed, developed and manufactured in Australia

Additional options

- Optional stands for notice boards (Basic, Executive or Premium designs)
- Optional frame and border colour finish
- Optional heading graphics on whiteboard
- Optional sign header panel



FlexiDisplay ClipLok suction-cap opening mechanism



Designed & made in Australia



Display board & stand supplied flat packed with suction-cap & installation instructions

Technical details

Frame	Marine grade structural aluminium extrusion	
Finish	Silver (anodised aluminium - standard) Black (powder coat - standard) Custom (powder coat - on request)	
Display window	2mm Polycarbonate	
Backing materials	White board (standard) - accepts magnets	
Dimensions	359 x 482mm (A3) 482 x 656mm (A2) 656 x 903mm (A1) 1052 x 752mm (B1) 903mm x 1251mm (A0) 1200 x 800mm 1200 x 1200mm 1200 x 1500mm 1200 x 1800mm 1200 x 2400mm Custom size (on request) <i>Window size is 74mm less than overall</i> <i>All cases are 22mm deep</i> <i>Display stands are 3m in height as standard.</i>	<i>Equivalent to 2x A4 posters</i> 4x A4's 8x A4's 9x A4's 16x A4's 12x A4's 20x A4's 24x A4's 32x A4's 40x A4's

Installation notes

(Wall-mounted system)

The wall-mounted TuffLok display board is fixed in two ways.

The unit first fits over two wall-mounted clips, and is then fixed to the wall with four screws.

All fixing componentry is supplied with the unit.

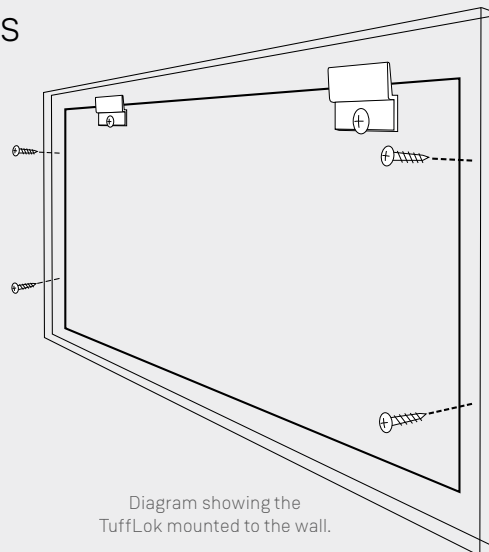


Diagram showing the TuffLok mounted to the wall.

Cleaning & Maintenance

Typical cleaning products (such as 'Windex' and Isopropyl alcohol) are suitable for use on the display board window and whiteboard back.

Note: Users should avoid cleaning the window surface with strong hydrocarbon solvents (such as acetone, paint thinners and turpentine).

CIVIQ is able to supply replacement parts on request, should they be required.

Poster Display Board

Configuration options

The ClipLok poster display board can be configured in a range of styles, with colours and finish options for the frame and backing, as well as a header panel.

How it works

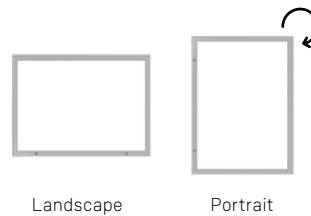
Step 1

Select frame dimensions

359 x 482mm (A3)	<i>Equivalent to 2x A4 posters</i>
482 x 656mm (A2)	4x A4's
656 x 903mm (A1)	8x A4's
1052 x 752mm (B1)	9x A4's
903mm x 1251mm (A0)	16x A4's
1200 x 800mm	12x A4's
1200 x 1200mm	20x A4's
1200 x 1500mm	24x A4's
1200 x 1800mm	32x A4's
1200 x 2400mm	40x A4's
Custom size (on request)	

Step 2

Select frame orientation



Landscape

Portrait

Step 3

Select frame & vinyl border colour



STANDARD OPTIONS



Silver
Anodised
aluminium



Black
Powder
coated

CUSTOM (ADDITIONAL FEE)



**Choice of over 100
powder coat &
vinyl colours**

Step 4

Header panel option



Outer header panel option

Inner header panel option

Users may wish to add an additional header panel with the organisation's name and logo.

The outer header panel option sits above the display board.

The inner header panel option sits inside the display board.

Poster Display Stands

Configuration options

The TuffLok poster display board can be installed as a wall-mounted or free-standing product.

Three styles of stands are available with a number of additional finish and fixing options.

Stands are supplied flat packed for on-site assembly, with screws, posts and printed instructions.

How it works

Step 1 Select stand style *(2.4m height as standard)*



Basic stand
Features two 50mm steel posts mounted behind the display board



Executive stand
Features two 50mm steel posts mounted either side of the display board



Premium stand
Features two 100mm diameter 316-grade stainless steel posts mounted either side of the display board

**Extra heavy-duty versions for cyclone-prone regions available on request (featuring 100x50mm posts)*

Step 2 Select stand finish & colour

STANDARD



Galvanised steel
Standard with Basic & Executive Stands



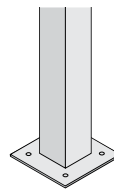
Stainless steel
Standard with Premium Stands. Mechanical polish finish.

CUSTOM (ADDITIONAL FEE)

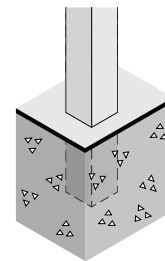


Powder coat
Wide range of colours available

Step 3 Select ground fixing method



Bolt-down base
Allows for quick installation on a pre-cast concrete slab



Sub-surface
Allows for a seamless finish by fixing in a new below-ground concrete pour. (600mm depth)

Case Study Blacktown Train Station

Blacktown Train Station (NSW) has used the FlexiDisplay ClipLok display board for the presentation of its timetables and route maps.

The display system was configured with standard silver frame finishes, and mounted on the Premium stainless steel stand for visual effect.

The stand features a cross-rail at the bottom, which not only assists with the structural integrity of the unit, but also ensures the product meets DDA compliance.

The display cases are regularly updated with new content, accessed using the supplied suction cups.

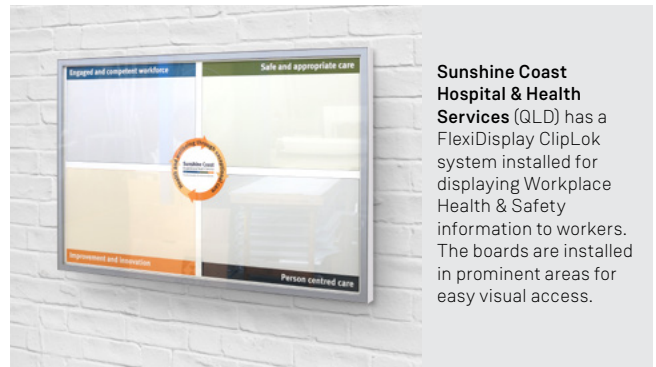
Having been installed for several years now, the ClipLok displays have proven their performance, with the display windows still looking as-new to this day.



Other projects



James Erskin Public School (NSW) worked with CIVIQ to install a number of new noticeboards at the entrance of their administration offices. They selected the ClipLok display product because of its robustness and ease of use.



Sunshine Coast Hospital & Health Services (QLD) has a FlexiDisplay ClipLok system installed for displaying Workplace Health & Safety information to workers. The boards are installed in prominent areas for easy visual access.



Sydney Ferries (NSW) installed hundreds of ClipLok displays across their fleet. These are used for displaying timetable information and advertising. The ClipLok is the ideal product for the transport service, designed to withstand public use and the salty sea air.



Campbeltown Primary School (NSW) installed a wall-mounted ClipLok noticeboard near its main play area. The board is to convey important school information and celebrate student successes.